



Accessories Catalogue



Contents

Page Number	Page Features
3	<i>Guns</i>
7	<i>Lances</i>
14	<i>Nozzles</i>
27	<i>Drain Cleaning Nozzles</i>
32	<i>Couplers</i>
39	<i>Swivels</i>
42	<i>Detergent</i>
46	<i>Filters</i>
49	<i>Rotary Floor Cleaners</i>
54	<i>Hose Reels</i>
59	<i>High Pressure Hose</i>
63	<i>Miscellaneous</i>



Guns





Vega

Specification

Inlet: 3/8" Bsp F
 Outlet: 1/4" Bsp F
 Max Flow: 40 l/min
 Rated Pressure: 5000 Psi

Part Number	Description	Size
4.230200000	Vega Gun	Standard
4.230203424	Vega Repair Kit	Standard
4.230203000	Vega Gun with Swivel	Standard



ST2600

Specification

Inlet: 3/8" Bsp F
 Outlet: 1/4" Bsp F
 Max Flow: 45 l/min
 Rated Pressure: 4500 Psi

Part Number	Description	Size
4.2202600500	ST2600 Gun	Standard
4.2202600550	ST2600 Gun with Swivel	Standard



ST2000

Specification

Inlet: 3/8" Bsp F
 Outlet: 1/4" Bsp F
 Max Flow: 45 l/min
 Rated Pressure: 4000 Psi

Part Number	Description	Size
4.2202000590	ST2000 Gun with Swivel	Standard

RL56



Specification

Inlet: 3/8" Bsp F
 Outlet: 1/4" Bsp F
 Max Flow: 30 l/min
 Rated Pressure: 5100 Psi

Part Number	Description	Size
4.230450010	RL56 Gun	Standard
4.230452010	RL56 Gun with Swivel	Standard
4.230565524	RL56 Repair Kit	Standard

RL84



Specification

Inlet: 1/2" Bsp F
 Outlet: 1/2" Bsp F
 Max Flow: 80 l/min
 Rated Pressure: 7250 Psi

Part Number	Description	Size
4.230540000	RL84 Gun	Enlarged for U.H.P
4.230502724	RL84 Repair Kit	Enlarged for U.H.P
10.130506000	Shoulder Rest	300mm

Vega Nova 400



Specification

Inlet: 3/8" Bsp F
 Outlet: 1/4" Bsp F
 Max Flow: 40 l/min
 Rated Pressure: 5800 Psi

Part Number	Description	Size
4.230565000	Vega Nova 400 Gun	Stainless Steel
4.230565524	Vega Nova 400 Repair Kit	Stainless Steel



ST3600

Specification

Inlet: 1/2" Bsp F
 Outlet: 1/2" Bsp F
 Max Flow: 80 l/min
 Rated Pressure: 8700 Psi

Part Number	Description	Size
4.2203600550	ST2000 Gun	Enlarged for U.H.P



ST2750

Specification

Inlet: 3/8" Bsp F
 Outlet: 1/4" Bsp F
 Max Flow: 30 l/min
 Rated Pressure: 7250 Psi

Part Number	Description	Size
4.2202750500	ST2750 Gun	Standard



Lances



Moulded Lance - Straight



Specification

Inlet: 1/4" Npt M
 Outlet: 1/4" Npt M
 Max Flow: 40 l/min
 Rated Pressure: 4000 Psi
 Material: Stainless Steel

Part Number	Description	Size
4.30202002540	Moulded Straight Lance	600mm
4.30202002560	Moulded Straight Lance	900mm
4.3852020275	Moulded Straight Lance	1200mm
4.3852020285	Moulded Straight Lance	1500mm
4.3852020295	Moulded Straight Lance	2000mm

Moulded Lance - Bent



Specification

Inlet: 1/4" Bsp M
 Outlet: 1/4" Bsp M
 Max Flow: 40 l/min
 Rated Pressure: 4060 Psi
 Material: Stainless Steel

Part Number	Description	Size
4.30202002541	Moulded Bent Lance	600mm
4.30202002561	Moulded Bent Lance	900mm
4.30202002581	Moulded Bent Lance	1200mm
4.30202002591	Moulded Bent Lance	1500mm
4.30202002611	Moulded Bent Lance	2000mm

Vented Lance - Black



Specification

Inlet: 1/4" Bsp M
 Outlet: 1/4" Npt F
 Max Flow: 40 l/min
 Rated Pressure: 3650 Psi
 Material: Stainless Steel

Part Number	Description	Size
4.340076500	Vented Lance Black	700mm
4.340096500	Vented Lance Black	900mm
4.340126500	Vented Lance Black	1200mm
4.340156500	Vented Lance Black	1500mm
4.340206500	Vented Lance Black	2000mm

Straight Lance Tube



Specification

Inlet: 1/4" Bsp M
 Outlet: 1/4" BSP M
 Max Flow: 40 l/min
 Rated Pressure: 5800 Psi
 Material: Stainless Steel

Part Number	Description	Size
4.3070004338	Straight Lance Tube	433mm
4.3070005006	Straight Lance Tube	600mm
4.3070010008	Straight Lance Tube	800mm

Dual Lance - LD9



Specification

Inlet:	1/4" Bsp M
Outlet:	2 x 1/4" BSP F
Max Flow:	40 l/min
Rated Pressure:	3650 Psi
Material:	Stainless Steel

Part Number	Description	Size
4.341090000	Double Lance Vented	1050mm
4.341090001	Double Lance Vented AISI303 Stainless	1050mm
4.341090624	Handle & Valve Repair Kit	For Standard

Double Lance - ST54



Specification

Inlet:	1/4" Bsp M
Outlet:	2 x 1/4" Npt F
Max Flow:	40 l/min
Rated Pressure:	4500 Psi
Material:	Stainless Steel

Part Number	Description	Size
4.3200054600	Twin Lance	980

Dual Lance - LD7



Specification

Inlet: M22 Extended M
 Outlet: 2 x 1/4" Npt M
 Max Flow: 40 l/min
 Rated Pressure: 3650 Psi

Part Number	Description	Size
4.341068500	Double Lance	500mm
4.341069800	Double Lance	250mm

Double Lance - ZZZ



Specification

Inlet: 1/4" Bsp M
 Outlet: 2 x 1/4" Bsp F
 Max Flow: 40 l/min

Part Number	Description	Size
4.3ZZZ	Double Lance	900mm

Dual Lance - Rotary



Specification

Inlet: 1/4" Bsp M
 Outlet: 1/4" Bsp F, 1/4" Bsp M
 Max Flow: 40 l/min
 Rated Pressure: 3650 Psi

Part Number	Description	Size
4.3100278	Dual Lance - Rotary	1090mm

Push/Pull Underbody




Specification

Inlet:	1/4" Npt F
Outlet:	1/4" Npt F
Max Flow:	40 l/min
Rated Pressure:	3000 Psi
Material:	Stainless Steel

Part Number	Description	Size
4.3ST85-850MM	Push/Pull Underbody Lance	850mm
4.3ST85-1000MM	Push/Pull Underbody Lance	1000mm
4.3ST85-1500MM	Push/Pull Underbody Lance	1500mm
4.3200085400	Underbody Wheel Kit	Standard

Telescoping Lance - Semi Professional



Specification

Inlet:	3/8" Quick Connect Nipple
Outlet:	1/4" Quick Connect Coupler
Max Flow:	30 l/min
Rated Pressure:	4000 Psi
Material:	Fibreglass

Part Number	Description	Size
4.385206012	3 Stage Telescoping Lance	3.7m Max Extension
4.385206018	3 Stage Telescoping Lance	5.5m Max Extension
4.385206024	3 Stage Telescoping Lance	7.3m Max Extension
4.385206424	4 Stage Telescoping Lance	7.3m Max Extension
10.185400019	Belt Kit	Standard

Telescoping Lance - Commercial



Specification

Inlet:	3/8" Quick Connect Nipple
Outlet:	1/4" Quick Connect Coupler
Max Flow:	30 l/min
Rated Pressure:	4000 Psi
Material:	Heavy Duty Fibreglass

Part Number	Description	Size
4.385206024SHD	3 Stage Telescoping Lance	7.3m Max Extension
10.185400019	Belt Kit	Included

Telescoping Lance - Industrial



Specification

Inlet:	3/8" Quick Connect Nipple
Outlet:	1/4" Quick Connect Coupler
Max Flow:	30 l/min
Rated Pressure:	4000 Psi
Material:	Aluminium

Part Number	Description	Size
4.385205018A	3 Stage Telescoping Lance	5.5m Max Extension
4.385205024A	3 Stage Telescoping Lance	7.3m Max Extension
10.185400019	Belt Kit	Included



Nozzles



0° "Pin" Jet Nozzle



Part Number	Size
4.400020	020
4.400030	030
4.400035	035
4.400040	040
4.400045	045
4.400050	050
4.400055	055
4.400060	060
4.400065	065
4.400070	070
4.400080	080
4.400090	090

15° "Fan" Jet Nozzle



Part Number	Size
4.415020	020
4.415025	025
4.415030	030
4.415035	035
4.415040	040
4.415045	045
4.415050	050
4.415055	055
4.415060	060
4.415065	065
4.415070	070
4.415080	080
4.415090	090

25° "Fan" Jet Nozzle



Part Number	Size
4.425020	020
4.425025	025
4.425030	030
4.425035	035
4.425040	040
4.425045	045
4.425050	050
4.425055	055
4.425060	060
4.425065	065
4.425070	070
4.425080	080
4.425090	090

40° "Wash" Jet Nozzle



Part Number	Size
4.440020	020
4.440025	025
4.440030	030
4.440035	035
4.440040	040
4.440045	045
4.440050	050
4.440055	055
4.440060	060
4.440065	065
4.440070	070
4.440080	080
4.440090	090

**0° "Pin" Jet Ceramic
Insert Nozzle**



Rated to 5075 Psi

Part Number	Size
4.40124002000	020
4.40124002200	030
4.40124002300	035
4.40124002400	040
4.40124002500	045
4.40124002600	050
4.40124002700	055
4.40124002800	060
4.40124002900	065
4.40124003000	070
4.40124003200	080
4.40124003300	090
4.40124003400	100

**15° "Pin" Jet Ceram-
ic Insert Nozzle**



Rated to 5075Psi

Part Number	Size
4.40124002010	020
4.40124002210	030
4.40124002310	035
4.40124002410	040
4.40124002510	045
4.40124002610	050
4.40124002710	055
4.40124002810	060
4.40124002910	065
4.40124003010	070
4.40124003210	080
4.40124003310	090
4.40124003410	100

25° "Pin" Jet Ceramic Insert Nozzle



Rated to 5075 Psi

Part Number	Size
4.40124002020	020
4.40124002220	030
4.40124002320	035
4.40124002420	040
4.40124002520	045
4.40124002620	050
4.40124002720	055
4.40124002820	060
4.40124002920	065
4.40124003020	070
4.40124003220	080
4.40124003320	090
4.40124003420	100

40° "Pin" Jet Ceramic Insert Nozzle



Rated to 5075 Psi

Part Number	Size
4.40124002030	020
4.40124002230	030
4.40124002330	035
4.40124002430	040
4.40124002530	045
4.40124002630	050
4.40124002730	055
4.40124002830	060
4.40124002930	065
4.40124003030	070
4.40124003230	080
4.40124003330	090
4.40124003430	100

0° "Pin" Jet Tungsten Carbide Nozzle



Rated to 7250 Psi

Part Number	Size
4.416140140	040
4.416140150	050
4.416140155	055

15° "Pin" Jet Tungsten Carbide Nozzle



Rated to 7250 Psi

Part Number	Size
4.416141540	040
4.416141550	050
4.416141555	055
4.416141580	080
4.416141590	090

**Brass Detergent
Nozzle**



Part Number	Size
4.450400	50 400
4.450900	50 900

**Stainless Detergent
Nozzle**



Part Number	Size
4.4HB1/4U50400SSN	50 400
4.4HB1/4U50900SSN	50 900

UR25 Rotary Nozzle



Specification

Inlet: 1/4" Bsp F
 Max Flow: 29 l/min
 Rated Pressure: 3650 Psi

Part Number	Size
4.425162030	030
4.425162035	035
4.425162040	040
4.425162045	045
4.425162050	050
4.425162055	055
4.425162060	060
4.425162065	065
4.425162070	070
4.425162080	080

UR32 Rotary Nozzle



Specification

Inlet: 1/4" Bsp F
 Max Flow: 34 l/min
 Rated Pressure: 5100 Psi

Part Number	Size
4.425162030	030
4.425162035	035
4.425162040	040
4.425162045	045
4.425162050	050
4.425162055	055
4.425162060	060
4.425162065	065
4.425162070	070
4.425162080	080

UR36 Rotary Nozzle



Specification

Inlet: 1/4" Bsp F
 Max Flow: 34 l/min
 Rated Pressure: 5250 Psi

Part Number	Size
4.425141030	030
4.425141040	040
4.424141050	050
4.425141060	060
4.424141070	070
4.425141080	080

RC Rotary Nozzle with Soft/hard Feature



Specification

Inlet: 1/4" Bsp F
 Max Flow: 34 l/min
 Rated Pressure: 5100 Psi

Part Number	Size
4.40204006000	030
4.40204006005	035
4.40204006010	040
4.40204006015	045
4.40204006020	050
4.40204006025	055

Rotojet 255



Specification

Inlet: 1/4" Bsp F
 Max Flow: 30 l/min
 Rated Pressure: 37000 Psi

Part Number	Size
4.40204007300	020
4.40204007310	025
4.40204007320	030
4.40204007330	035
4.40204007340	040
4.40204007350	045
4.40204007360	050
4.40204007370	055
4.40204007380	060
4.40204007390	065
4.40204007400	070
4.40204007420	080
4.40204007430	090

Rotojet 400



Specification

Inlet: 1/4" Bsp F
 Max Flow: 90 l/min
 Rated Pressure: 5800 Psi

Part Number	Size
4.40204006910	040
4.40204006915	045
4.40204006920	050
4.40204006925	055
4.40204006930	060
4.40204006935	065
4.40204006940	070
4.40204006950	080
4.40204006960	090
	080



UR50 Rotary Nozzle



Specification

Inlet: 1/4" Bsp F
 Max Flow: 100 l/min
 Rated Pressure: 7200 Psi

Part Number	Size
4.40204006800	030
4.40204006805	035
4.425175040	040
4.425175045	045
4.425175050	050
4.425175055	055
4.425175060	060
4.425175065	065
4.425175070	070
4.40204006845	075
4.40204006850	080
4.40204006860	090
4.40204006870	100

Dirt Killer Rotary Nozzle



Specification

Inlet: 1/4" Bsp F
 Max Flow: 24 l/min
 Rated Pressure: 3190 Psi

Part Number	Size
4.4BJTN10-03	030
4.4BJTN10-035	035
4.4BJTN10-045	045
4.4BJTN10-055	055
4.4BJTN10-07	070

Turbo Killer



Specification

Inlet: 1/4" Bsp F
 Max Flow: 41 l/min
 Rated Pressure: 4640 Psi

Part Number	Size
4.4BJTN20-035	035
4.4BJTN20-04	040
4.4BJTN20-045	045
4.4BJTN20-055	055
4.4BJTN20-07	070
4.4BJTN20-08	080
4.4BJTN20-09	090
4.4BJTN20-010	100

Rotomax - Turbo Nozzle

With Pin Nozzle



Specification

Inlet: 1/4" Bsp F
 Max Flow: 21 l/min
 Rated Pressure: 3600 Psi

Part Number	Size
4.4ZROTOMAX1	040
4.4ZROTOMAX2	050
4.4ZROTOMAX3	060

Rotomax 400
Turbo Nozzle with Pin Nozzle



Specification

Inlet: 1/4" Bsp F
 Max Flow: 25 l/min
 Rated Pressure: 5800 Psi

Part Number	Size
4.4ZROTOMAX401	040
4.4ZROTOMAX402	050
4.4ZROTOMAX403	060



Drain Cleaning Nozzles



**Compressor Nozzle
1/8" Inlet**



Part Number	Rear Jets	Forward Jets
Nozzle Only		
4.4C3R1F	3 Rear	1 Forward
4.4C6R1F	6 Rear	1 Forward
4.4C6R	6 Rear	None
Complete		
4.4C3R1FC	3 Rear	1 Forward
4.4C6R1FC	6 Rear	1 Forward
4.4C6RC	6 Rear	None

**Bandit Nozzle
1/4" Inlet**



Part Number	Rear Jets	Forward Jets
Nozzle Only		
4.4BT6R1F	6 Rear	1 Forward
Complete		
4.4BT6R1FC	6 Rear	1 Forward

Predator Nozzle
1/4" Inlet



Part Number	Rear Jets	Forward Jets
Nozzle Only		
4.4P3R1F	3 Rear	1 Forward
4.4P6R1F	6 Rear	1 Forward
4.4C6R	6 Rear	None
Complete		
4.4P3R1C	3 Rear	1 Forward
4.4P6R1FC	6 Rear	1 Forward
4.4P6RC	6 Rear	None

Root Rat Nozzle
1/4" Inlet



Part Number	Rear Jets	Forward Jets
Nozzle Only		
4.4RR6R1F	3 @ 45° and 3 @ 30°	1 Forward
Complete		
4.4RR6R1FC	3 @ 45° and 3 @ 30°	1 Forward

**Beaver Nozzle
1/4" Inlet**



Part Number	Rear Jets	Forward Jets
Nozzle Only		
4.4BV6R2F	6 Rear	2 Forward
Complete		
4.4BV6R2FC	6 Rear	2 Forward

Root Ranger



Part Number	Description	Size
4.4RR8TC-035	Root Ranger	035
4.4RR8TC-040	Root Ranger	040
4.4RR8TC-045	Root Ranger	045
4.4RR8TC-055	Root Ranger	055
4.4MJ6	Forward Facing Jet for Root Ranger	N/A

Mustang 7 Piece Box



Features
Root Ranger Complete
Predator Complete
Negotiator Complete
Compressor Nozzle
1/8" to 1/4" Adaptor for Compressor
Tip Cleaner with Capsule
Allan Key

Mustang 15 Piece Box



Features
Root Ranger Complete
Predator Complete
Root Rat Complete
Negotiator Complete
Compressor Complete
Bullet Invader Complete
Negotiator Nozzle
Compressor Nozzle
Stainless and Brass 1/4" Quick Release
3 x 3/16 Hose Tail Swage
Tip Cleaner with Capsule
Allen Key



Couplers



M22 Nipple



Rated to 4000 Psi

Part Number	Size
4.526002931	M22 Male to 1/8" Bsp Male
4.526005131	M22 Male to 1/4" Bsp Male
4.526003031	M22 Male to 3/8" Bsp Male
4.526003231	M22 Male to 1/2" Bsp Male
4.526000231	M22 Male to 1/4" Bsp Female
4.526003131	M22 Male to 3/8" Bsp Female
4.526003331	M22 Male to 1/2" Bsp Female
4.526000531	M22 Male to M22 Male

M22 Coupling



Rated to 4000 Psi

Part Number	Size
4.526025005	M22 Female to 1/8" Bsp Male
4.526025030	M22 Female to 1/4" Bsp Male
4.526025050	M22 Female to 3/8" Bsp Male
4.526025070	M22 Female to 1/2" Bsp Male
4.526025020	M22 Female to 1/4" Bsp Female
4.526025040	M22 Female to 3/8" Bsp Female
4.526025060	M22 Female to 1/2" Bsp Female

AR1 Nipple Extended



Rated to 4000 Psi

Part Number	Size
4.526102031	M22 Male to 1/4" Bsp Male
4.526101931	M22 Male to 3/8" Bsp Male
4.526103231	M22 Male to 1/4" Bsp Female
4.526103731	M22 Male to 3/8" Bsp Female

AR1 Coupling Extended



Rated to 4000 Psi

Part Number	Size
4.526103450	M22 Female to 1/4" Bsp Male
4.526103400	M22 Female to 3/8" Bsp Male
4.526103420	M22 Female to 1/4" Bsp Female
4.526103300	M22 Female to 3/8" Bsp Female

AR8 Nipple



Rated to 5100 Psi

Part Number	Size
4.526063020	M24 Male to 3/8" Bsp Male
4.526063040	M24 Male to 1/4" Bsp Female
4.526063050	M24 Male to 3/8" Bsp Female

AR8 Coupling



Rated to 5100 Psi

Part Number	Size
4.526061520	M24 Female to 1/4" Bsp Female
4.526065030	M24 Female to 1/4" Bsp Male
4.526065050	M24 Female to 3/8" Bsp Male

AR9 Nipple



Rated to 8700 Psi

Part Number	Size
4.526094040	M24 Male to 3/8" Bsp Female
4.526094050	M24 Male to 3/8" Bsp Male
4.526094070	M24 Male to 1/2" Bsp Male
4.526094080	M24 Male to M24 Male

AR9 Coupling



Rated to 8700 Psi

Part Number	Size
4.526095050	M24 Female to 3/8" Bsp Male
4.526095040	M24 Female to 3/8" Bsp Female
4.526095070	M24 Female to 1/2" Bsp Male

TEMA Nipple



Part Number	Rating	Size
4.5TEMA2520UV	6520 Psi	1/4" Bsp Female
4.5TEMA3820UV	3625 Psi	3/8" Bsp Female
4.5TEMA5020UV	4650 Psi	1/2" Bsp Female

TEMA Coupling



Part Number	Rating	Size
4.5TEMA1100UV	4350 Psi	1/8" Bsp Female
4.5TEMA2510UV	6520 Psi	1/4" Bsp Female
4.5TEMA3810UV	5000 Psi	3/8" Bsp Female
4.5TEMA3810H	5000 Psi	3/8" Bsp Female
4.5TEMA5010UV	4350 Psi	1/2" Bsp Female

Quick Coupling Nipple



Part Number	Size
4.526201661	QC 3/8" Plug to 1/4" Bsp F
4.526201561	QC 3/8" Plug to 3/8" Bsp F
4.526202361	QC 3/8" Plug to 3/8" Bsp M
4.526202461	QC 3/8" Plug to 1/2" Bsp M
4.526203551	QC 1/2" Plug to 3/8" Bsp F


Quick Connect Coupling



Part Number	Size
4.526201020	QC 3/8" Coupling to 1/4" Bsp F
4.526201010	QC 3/8" Coupling to 3/8" Bsp F
4.526201000	QC 3/8" Coupling to 3/8" Bsp M
4.526201030	QC 1/2" Coupling to 1/2" Bsp F
4.526201040	QC 1/2" Coupling to 1/2" bsp M



Swivels





SW-25 Swivel

Specification

Rated Pressure:	3650 Psi
Max Flow:	40 l/min
Max Temp:	90°C
Swivel When Under Pressure:	No

Part Number	Material	Size
4.126120042	Nickel Plated Brass with Stainless Ball Bearing	1/4" Bsp Male to 3/8" Bsp Female
4.126120022	Nickel Plated Brass with Stainless Ball Bearing	3/8" Bsp Male to 1/4" Bsp Female
4.126120040	Nickel Plated Brass with Stainless Ball Bearing	3/8" Bsp Male to 3/8" Bsp Female



MR-O Swivel

Specification

Rated Pressure:	3650 Psi
Max Flow:	40 l/min
Max Temp:	90°C

Part Number	Material	Size
4.126104000	Brass	1/4" Bsp Male to 1/4" Bsp Female
4.126105000	Brass	3/8" Bsp Male to 3/8" Bsp Female
4.126105500	Brass	1/2" Bsp Male to 1/2" Bsp Female



ST301 Swivel

Specification

Rated Pressure:	5000 Psi
Max Flow:	40 l/min
Max Temp:	90°C
Swivel When Under Pressure:	Yes

Part Number	Material	Size
4.1200301050	Brass/Stainless Housing with Thrust Bearing	1/4" Bsp Female to 3/8" Bsp Female
4.1200301060	Brass/Stainless Housing with Thrust Bearing	M22 Male to 1/4" Bsp Female

MR-I Swivel



Specification

Rated Pressure:	5650 Psi
Max Flow:	40 l/min
Max Temp:	90°C
Swivel When Under Pressure:	No

Part Number	Material	Size
4.126106000	Stainless Steel	1/4" Bsp Male to 1/4" Bsp Female
4.126106100	Stainless Steel	3/8" Bsp Male to 3/8" Bsp Female

SW600 Swivel



Specification

Rated Pressure:	8700 Psi
Max Flow:	40 l/min
Max Temp:	120°C
Swivel When Under Pressure:	No

Part Number	Material	Size
4.130584000	Stainless Steel	3/8" Bsp Female to 3/8" Bsp Male

SW5 Swivel



Specification

Rated Pressure:	3200 Psi
Max Flow:	160 l/min
Max Temp:	90°C

Part Number	Material	Size
4.126108000	Brass	1/2" Bsp Male to 1/2" Bsp Female



Detergent



Adjustable Detergent Injector



Max Pressure to 4500 Psi

Part Number	Flow	Nozzle	Size
4.521017018	8 - 12 l/min	1.8mm	3/8" Bsp F to 3/8" Bsp M
4.521017518	8 - 12 l/min	1.8mm	3/8" Bsp M to 3/8" Bsp F
4.521018018	8 - 12 l/min	1.8mm	3/8" Bsp M to M22
4.521015021	10 - 15 l/min	2.1mm	3/8" Bsp M to 3/8" Bsp M
4.521017521	10 - 15 l/min	2.1mm	3/8" Bsp M to 3/8" Bsp F
4.521018521	10 - 15 l/min	2.1mm	M22 M to M22 F
4.521017523	12 - 18 l/min	2.3mm	3/8" Bsp M to 3/8" Bsp F
4.521017525	14 - 22 l/min	2.5mm	3/8" Bsp M to 3/8" Bsp F
4.521017527	17 - 26 l/min	2.7mm	3/8" Bsp M to 3/8" Bsp F

Fixed Detergent Injector



Max Pressure to 4500 Psi

Part Number	Flow	Nozzle	Size
4.521000018	8 - 12 l/min	1.8mm	3/8" Bsp M to 3/8" Bsp M
4.521000021	10 - 15 l/min	2.1mm	3/8" Bsp M to 3/8" Bsp M

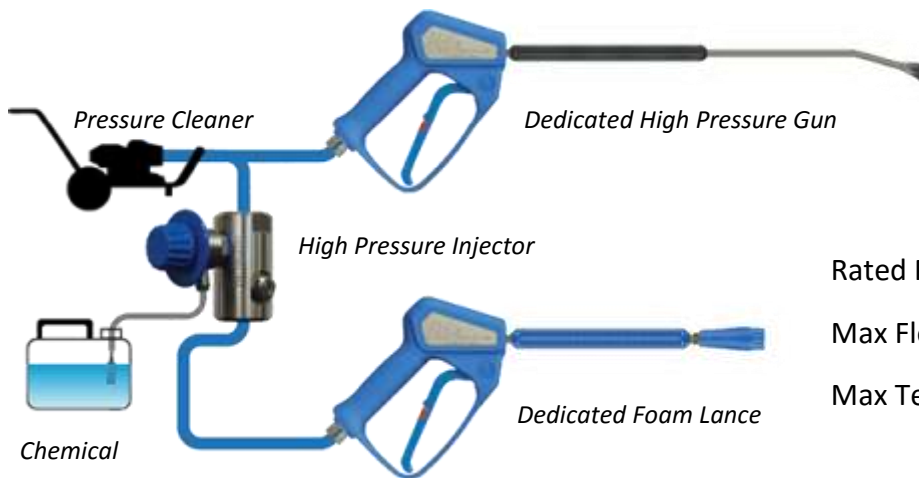
Stainless Steel Adjustable Detergent Injector



Max Pressure to 5650 Psi

Part Number	Flow	Nozzle	Size
4.554169	8 - 12 l/min	1.8mm	3/8" Bsp M to 3/8" Bsp M
4.554170	10 - 15 l/min	2.1mm	3/8" Bsp M to 3/8" Bsp M

EzyFoam - Dedicated System

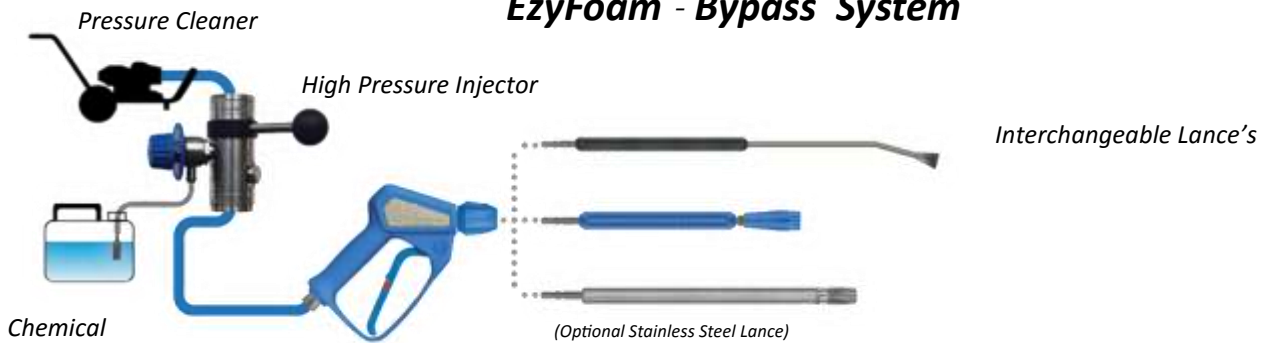


Specification

Rated Pressure:	5000 Psi
Max Flow:	40 l/min
Max Temp:	100°C

Part Number	Description	Contains
24.201	Single Chemical High Pressure Injector Kit	Nozzle, Chemical Lines, Mounting Plate
24.201Twin	Twin Chemical High Pressure Injector Kit	Nozzle, Chemical Lines, Mounting Plate
24.SSlance	Stainless Steel Foam Nozzle	Nozzle and Body

EzyFoam - Bypass System



Specification

Rated Pressure:	5000 Psi
Max Flow:	40 l/min
Max Temp:	100°C

Part Number	Description	Contains
24.200	Single High Pressure Injector Kit	Nozzle, Chemical Lines, Mounting Plate
24.200Twin	Twin High Pressure Injector Kit	Nozzle, Chemical Lines, Mounting Plate
24.SSlance	Stainless Steel Foam Nozzle	Nozzle and Body



LS12 Foamer

Specification

Rated Pressure:	2900 Psi
Max Flow:	25 l/min
Max Temp:	60°C

Part Number	Description	Size
10.125180015	Foamer - No Tank	1/4" Bsp Female Inlet
10.125184015	Foamer - 1 Litre Tank	1/4" Bsp Female Inlet
10.125184215	Foamer - 1 Litre Tank	1/4" Bsp Female Inlet



Acid Venturi

Specification

Inlet:	1/4 Bsp Male
Hose Barb:	7mm
Material:	Brass

Part Number	Description	Size
4.4AV4:1	Acid Venturi	4:1 Ratio
4.4AV8:1	Acid Venturi	8:1 Ratio



Chemical Suction Strainer

Specification

Material:	Plastic and Brass
Hose Barb:	6 & 8mm

Part Number	Description	Size
10.128101000	Plastic Chemical Suction Strainer	6 & 8mm
10.128100000	Plastic Chemical Suction Strainer with Check Valve	6 & 8mm



Filtration



Brass "y" Strainer



Specification

Rated Pressure:	260 Psi
Max Flow:	50 l/min
Max Temp:	90°C
Filter:	DN20

Part Number	Material	Size
10.2BYS12	Brass with Stainless Strainer	1/2" Bsp Female x 2
10.2BYS20	Brass with Stainless Strainer	3/4" Bsp Female x 2
10.2BYS25	Brass with Stainless Strainer	1" Bsp Female x 2

Stainless "y" Strainer



Specification

Rated Pressure:	800 Psi
Max Flow:	50 l/min
Max Temp:	90°C

Part Number	Material	Size
10.2SSYS12	Stainless Steel Housing and Filter	1/2" Bsp Female x 2
10.2SSYS20	Stainless Steel Housing and Filter	3/4" Bsp Female x 2
10.2SSYS25	Stainless Steel Housing and Filter	1" Bsp Female x 2

Plastic Disc Filter



Specification

Rated Pressure:	145 Psi
Max Flow:	70 l/min
Max Temp:	60°C
Filter:	130 Microns

Part Number	Material	Size
10.2Filter 3/4" DC	Plastic	3/4" Bsp Male x 2
10.2Filter 1" DC	Plastic	1" Bsp Male x 2
10.2Filter 1 1/2" DC	Plastic	1 1/2" Bsp Male x 2



High Pressure Inlet Filter

Specification

Rated Pressure:	725 Psi
Max Flow:	150 l/min
Max Temp:	50°C
Filter:	DN20

Part Number	Material	Size
10.234503350	High Impact Plastic	2 x 1/2" Bsp F & 2 x 3/4" Bsp F
10.234503380	High Impact Plastic	2 x 1/2" Bsp F & 2 x 3/4" Bsp F
10.2345033100	High Impact Plastic	2 x 1/2" Bsp F & 2 x 3/4" Bsp F



Rotary Floor Cleaners



12" Poly Whirlaway Rotary



Specification

Material:	Plastic
No. of Arms:	2
Max Flow:	15 l/min
Rated Pressure:	4000 Psi

Part Number	Description	Size
10.11200	Poly Whirlaway	12"



16" Poly Whirlaway Rotary

Specification

Material:	Plastic
No. of Arms:	2
Max Flow:	30 l/min
Rated Pressure:	4000 Psi

Part Number	Description	Size
10.11600	Poly Whirlaway	16"



18" Poly Whirlaway Rotary Floor Cleaner

Specification

Material:	Plastic
No. of Arms:	2
Max Flow:	30 l/min
Rated Pressure:	4000 Psi
Max Temp	82°C

Part Number	Description	Size
10.11800	Poly Whirlaway	18"



20" Whirlaway Rotary

Specification

Material: Plastic or Stainless
 No. of Arms: 2 or 3
 Max Flow: 30 l/min

Part Number	Description	Size
10.12000	Poly Whirlaway	20"
10.12000B	Poly Whirlaway with Linear Gun	20"
10.12000S	Stainless Whirlaway with Detachable Wheels	20"
10.184791030	Optional 4 arm Upgrade for 10.12000S	Only 10.12000S



22" Whirlaway Rotary

Specification

Material: Plastic
 No. of Arms: 3
 Max Flow: 15 l/min

Part Number	Description	Size
10.12200	Poly Whirlaway	22"



24" Whirlaway Rotary

Specification

Material: Stainless Steel
 No. of Arms: 2
 Max Flow: 30 l/min

Part Number	Description	Size
10.12400S	Poly Whirlaway	24"
10.184791030	Optional 4 arm Upgrade	Only 10.12400

Whirlaway Rotary Floor Cleaner with Recovery Port



Specification

Material:	Stainless Steel
No. of Arms:	2 or 3
Max Flow:	40 l/min
Rated Pressure:	5000 Psi
Max Temp	82°C

Part Number	Description	Size
10.116578235	Whirlaway with Recovery Port	8"
10.116578237	Whirlaway with Recovery Port	12"
10.116578242	Whirlaway with Recovery Port and 3	12"
10.116580764	Whirlaway with Recovery Port and 3	21"
10.116580765	Whirlaway with Recovery Port and 3	30"

Roof Cleaner



Specification

Material:	Stainless Steel
No. of Arms:	2
Max Flow:	30 l/min
Rated Pressure:	7250 Psi
Max Temp	82°C

Part Number	Description	Size
10.180651DR-520	Rotary Roof Cleaner	520mm

Rotary Underbody Cleaner



Specification

Material:	Stainless Steel
No. of Arms:	2 or 3
Max Flow:	40 l/min
Rated Pressure:	5000 Psi
Max Temp	80°C

Part Number	Description	Size
10.180601	Rotary Underbody Cleaner	520mm - 2 Arm (180mm High)
10.180602	Rotary Underbody Cleaner	750mm - 3 Arm (180mm High)
10.180603	Rotary Underbody Cleaner	520mm - 2 Arm (250mm High)
10.180604	Rotary Underbody Cleaner	520mm - 3 Arm (250mm High)
10.180621	Protection Plate	520mm
10.180622	Protection Plate	750mm

Duct Cleaner



Specification

Material:	Stainless Steel
No. of Arms:	2
Max Flow:	40 l/min
Rated Pressure:	5000 Psi
Max Temp	120°C

Part Number	Description	Size
10.182521TYR-2	Duct Cleaner	150mm with 1/4" Inlet
10.181552TYR-2	Duct Cleaner	300mm with 3/8" Inlet
10.181562TYR-2	Duct Cleaner	400mm with 3/8" Inlet



Hose Reels



Manual Hose Reel



Specification

Material: Paint Steel
 Rated Pressure: 5000 Psi
 Max Temp 60°C

Part Number	Description	Size
10.385402001BA	Hose Reel	23m of 3/8" Hose
10.385402001	Hose Reel	30m of 3/8" Hose
10.3854020002	Hose Reel	60m of 3/8" Hose

Manual Hose Reel



Specification

Material: Stainless Steel
 Rated Pressure: 5000 Psi
 Max Temp 60°C

Part Number	Description	Size
10.854020002S	Hose Reel	60m of 3/8" Hose

Retractable Hose Reel



Stainless Steel Option
Shown in Picture

Specification

Material: Carbon Steel
 Rated Pressure: 5800 Psi
 Max Temp 90°C

Part Number	Description	Size
10.3AV1000FE	Retractable Hose Reel	15m of 1/2" Hose
10.3AV1100FE	Retractable Hose Reel	20m of 1/2" Hose
10.3AV3500FE	Retractable Hose Reel	35m of 1/2" Hose
10.3AV6000FE	Retractable Hose Reel	60m of 1/2" Hose
103AV6300FE	Retractable Hose Reel	100m of 1/4" Hose

Retractable Hose Reel



Specification

Material: AISI 304 Stainless Steel
 Rated Pressure: 5800 Psi
 Max Temp 90°C

Part Number	Description	Size
10.3AV1000	Retractable Hose Reel	15m of 1/2" Hose
10.3AV1100	Retractable Hose Reel	20m of 1/2" Hose
10.3AV1300	Retractable Hose Reel	20m of 1" Hose
10.3AV3500	Retractable Hose Reel	35m of 1/2"

High Capacity Hose Reel



Specification

Material: Aluminium
 Rated Pressure: 4350 Psi
 Max Temp 150°C

Part Number	Description	Size
10.38214005	High Capacity Hose Reel	95m of 1/2" Hose

Stainless High Capacity Hose Reel



Specification

Material: Stainless Steel
 Rated Pressure: 5000 Psi
 Max Temp 90°C

Part Number	Description	Size
10.3AR151	Stainless Hose Reel	70m of 3/8" Hose
10.3AR152	Stainless Hose Reel (Low Pressure)	45m 5/8" Hose
10.3HHR41	Stacker Frame (Powder Coated Frame)	2 x Stainless Hose Reels

Mini Reel with Ball Valve



Specification

Material:	Stainless Steel Frame
Rated Pressure:	5000 Psi
Max Temp	90°C

Part Number	Description	Size
10.3PW134-MRB	Bare Hose Reel with Ball Valve	60m of 1/4" Hose
10.3PW134-MRB 60B	Hose Reel with 60m of 1/4" Flex Hose	60m of 1/4" Hose
10.3PW134-MBRM	Bare Hose Reel with Ball Valve	120m of 1/4" Hose
10.3PW134-MBRM 120B	Hose Reel with 120m of 1/4" Flex Hose	120m of 1/4" Hose

Hose Reel Trolley




Specification

Material:	Painted Steel
Rated Pressure:	5000 Psi
Max Temp	90°C

Part Number	Description	Size
10.385600042	Trolley Only	Standard
10.385402001P	Trolley with 30m Hose Reel	30m of 3/8" Hose
10.385402002P	Trolley with 60m Hose Reel	60m of 3/8" Hose



High Pressure Hose



3/8" HCE Branded Hose



Specification

Ends	2 x 3/8" Female Bsp
Rated Pressure:	5800 Psi
Max Temp	160°C

Part Number	Description	Size
6.210M3/8FFASSY	Hose Assembly	10m
6.220M3/8FFASSY	Hose Assembly	20m
6.230M3/8FFASSY	Hose Assembly	30m
6.245M3/8FFASSY	Hose Assembly	45m
6.260M3/8FFASSY	Hose Assembly	60m

3/8" Grey Semperit Hose



Specification

Ends:	2 x 3/8" Female Bsp
Rated Pressure:	5800 Psi
Max Temp	155°C

Part Number	Description	Size
6.210M3/8FFASSYG	Grey Hose Assembly	10m
6.220M3/8FFASSYG	Grey Hose Assembly	20m
6.230M3/8FFASSYG	Grey Hose Assembly	30m
6.245M3/8FFASSYG	Grey Hose Assembly	45m
6.260M3/8FFASSYG	Grey Hose Assembly	60m

1/4" Alfagomma Hose



Specification

Ends:	2 x 1/4" Female Bsp
Rated Pressure:	5800 Psi
Max Temp	155°C

Part Number	Description	Size
6.210M1/4FFASSY	Hose Assembly	10m
6.220M1/4FFASSY	Hose Assembly	20m
6.230M1/4FFASSY	Hose Assembly	30m
6.245M1/4FFASSY	Hose Assembly	45m
6.260M1/4FFASSY	Hose Assembly	60m

Spiral Hose Protector



Specification

Colours:	Red, Yellow and Blue
----------	----------------------

Part Number	Description	Size
10.1R16SSG	1/4" Spiral Wrap	20m
10.1R20SSG	3/8" Spiral Wrap	20m
10.1R25SSG	1/2" Spiral Wrap	20m

Textile Protection Sleeve



Specification

Burst: Partially Damaged after 30,000 Psi
Hose Burst

Leakage: SAE J 343 Allow Pressure Build up
of 100 Psi 5800 Psi

Great resistance to sun, atmospheric agents and ageing

Part Number	Description	Size
6.2RTYOGOA-03100MA	Textile Sleeve - Per Meter	Suit 3/8" High Pressure Hose
6.2RTYOGOA-03100MA-50	Textile Sleeve - 50m Roll	Suit 3/8" High Pressure Hose

Hose Restraint



Specification

Material: Stainless Steel

Destruction Load: 28.8 kN

Length: 250mm

Part Number	Description	Size
6.2HR2E02SS316	Hose Restraint - Open End	14 - 20mm Hose
6.2HRassy	Hose Restraint - Stainless Bracket	20m



Miscellaneous



Tank Cleaning Head



Specification

Rated Pressure:	580 - 2300 Psi
Size:	86mm Diameter
Inlet:	1/2" Bsp Female
Max Temp	90°C

Part Number	Description	Size
10.125520020	Tank Cleaning Head	15 - 20 l/min
10.125520028	Tank Cleaning Head	20 - 30 l/min
10.125520034	Tank Cleaning Head	30 - 40 l/min
10.125520033	Tank Cleaning Head	40 - 50 l/min
10.125560030	Stainless Tank Cleaning Head	25 - 35 l/min
10.125560040	Stainless Tank Cleaning Head	35 - 45 l/min

Sludge Pump



Specification

Rated Pressure:	1160 - 3600 Psi
Inlet:	M22 Male
Size:	130mm Head with a 30mm Hose
Hose Length:	4 Metres

Part Number	Description	Size
10.10213000610	Sludge Pump with Rubber Head	035 - 060 Nozzle
10.10213000610SS	Sludge Pump with Stainless Head	035 - 060 Nozzle